



Water Trial Rules

valid from 10. 4. 2014

Contents

<i>General Rules</i>	<u>3</u>
<i>Swim and Rescue test (SoR)</i>	<u>10</u>
<i>Start Class</i>	<u>11</u>
<i>Open Class</i>	<u>15</u>
<i>Elite Class</i>	<u>21</u>
<i>Equipment</i>	<u>27</u>

Oversat af Camilla Gothen fra *Vattenprovsbestämmelser*, Svenska Newfoundlandshundklubben.
Tilrettet danske forhold af vandtræningsholdet i Tjæreborg.
Godkendt af Dansk Kennel Klub den 26. august 2004 til ikrafttrædelse den 1. januar 2005.
Første revision er godkendt af Dansk Kennel Klub til ikrafttrædelse den 16. juni 2010.
Anden revision er godkendt af Dansk Kennel Klub til ikrafttrædelse den 10. april 2014.

Translated to english by Charlotte Bjørnbach

General Rules

Purpose

According to the FCI's breed standard for the Newfoundland dog, it is stated that the dog's use is a "sled dog for heavy cargo, water dog". The standard also describes how the dog since the early 1600s has retained the essential characteristics, virtually its building and its behaviour to draw heavy loads on land and act as a water rescue dog and lifeguard.

The water trial rules must be seen in this context. The exercises are work related in which the Newfoundland dog can show its potential for water rescue. The exercises must thus primarily show the dog's instinct for water rescue, including job satisfaction and willingness to cooperate.

Application of the Rules

These rules must be applied to official water trials in the Newfoundland Club under the auspices of Denmark (NFK). In addition, the Danish Kennel Club's (DKK) and NFK's statutes apply where appropriate.

The right to arrange trials

Official water trials as well as Swimming and Rescue Test (SoR) are arranged by water groups, region or board. The Danish Championship (DM) is only organized by the board of NFK. SoR can also be implemented outside of the official water trials. DKK is informed of all water trials in connection with registration of the results.

Obvious deviations from the agreed water trial rules, may result in an organizer not being allowed to arrange trials for a specified period.

The Dividing of a water trial

If there is a large number of participants in the same class, the class can be divided into several individual competitions. The division into several competitions must be notified to the participants by the organizer no later than the week before the competition day.

Class Division

- Swimming and Rescue Trial
- Start Class
- Open class
- Elite Class

At DM, the rules for Elite class are used.

Terms of participation

a) Official water trials are open to:

- Danish-owned dogs, which upon the registration deadline are registered in DKK. Imported dogs that are undergoing registration in DKK, can participate if the owner in connection with the notification form submits a confirmation from DKK that the dog's pedigree is undergoing an import registration at DKK.
- Foreign owned dogs where a copy of the FCI-approved pedigree is attached to the notification form for the trial.
- Breeds with the right to participate are Newfoundland dog, Leonberger and Landseer.

- For handler's resident in Denmark, membership of the Newfoundland Club in Denmark, the Danish Leonberger Club or the Club for Shepherd, Cattle and Farm Dogs without Special Club (landseere) is required. For handler's resident outside Denmark, membership of a recognized foreign kennel organization under the FCI is required.

b) The dog must be ID tagged. Random check of ID tags can be performed by the organizer.

c) The dog must have the statutory vaccinations in accordance with guidelines in DKK's exhibition regulations.

The dog must have a statutory liability insurance and Danish dogs must be registered in the Danish Dog Register. Checking of vaccinations, insurance and registration of pedigree and registration in the Danish Dog Register can be carried out by the organizer.

d) A male that does not have normally developed and placed testicles may participate.

e) If a participating bitch is in heat, this must be notified to the competition leader before the start of the water trial. If it is established that a bitch is in heat, without the participating dog handler notifying the organizer, the dog will be disqualified. A bitch who is in heat must not enter the trial area before the other dogs have finished their trials. A participating dog that is in heat is the very last to compete of the participants.

f) The handler must be at least 12 years old.

g) In the Swim and Rescue Trial (SoR), the dog must be at least ten months before the day of the trial. Partial trials in SoR may be completed on one or more occasions; however, the swimming test must be carried out with the approved result first.

h) In the Start class, a dog that has obtained approved results in the Swimming and Rescue Trial is entitled to participate.

i) In Open Class, a dog that has reached twelve months and has obtained promotion points from the Start Class has the right to participate.

j) In the Elite class, a dog that has reached the age of eighteen months and has obtained promotion points from Open Class has the right to participate.

k) In the DM water trials, a Danish-owned dog can participate when it has achieved one approved result in the Elite class during the qualification period. The qualification period covers the time from last year's DM's registration deadline to the expiry of the registration deadline in this year's DM.

l) A dog that has been promoted to Open Class or Elite Class, but who has not obtained approved results in the promoted class within two years after promotion, must compete in the same class as before the promotion.

m) However, a dog that has earned promotion points from one class has the right to continue competing in the class from which it has been promoted for another month.

n) Participants are not entitled to enter the trial area with their dogs, after the area has been made ready for the day's trial.

o) A life jacket is mandatory for the handlers.

Conditions preventing participation

The following contestants must not participate in water trials:

a) A dog that is deaf or blind.

b) A pregnant bitch must not participate 30 days before birth, calculated 63 days after the first mating, and 75 days after giving birth.

c) A dog who, due to illness or injury, cannot participate in the trial without risk to his or her health.

d) A dog suffering from a contagious disease, such as kennel cough, worms, scabies or other vermin.

- e) A dog that has suffered or is believed to have suffered from contagious disease such as dog sickness or parvovirus over the past three months, or who has been with an infected dog for the past four weeks.
- f) A dog must not participate in more than one class on the same day. The exception is SoR and Start class, where the equipage can participate in the Start class on the same day as the SoR trial is approved.
- g) A handler may at the same water trial and / or on the same day only participate with one dog in Open Class and in Elite class. However, the handler may participate with several dogs in the Start class the same day.
- h) It is the aim that a handler / owner of a dog participating in a water trial is not to act as an official in the class in which the dog participates.
- i) Judge, competition leader and figurant do not have the right to participate with a dog in the class where he / she assists in connection with water trials.

Unacceptable behaviour

A dog, in which during water trial exhibits unacceptable behaviour by aggressiveness, attacking a person, another dog or otherwise displays threatening behaviour, must be disqualified from the trial area. A such decision is made by the judge and is noted on the results list and in the judge's record. In addition, the exclusion is reported on a special form, which is immediately submitted to NFK. NFK has the right to exclude a dog for a longer or briefer period.

The Competition Leader ensures that the form "Unacceptable Behaviour" is available at the water trial and ensures that it is sent.

Special reporting obligation for judges and assistants

Judges and assistants are obliged, on a special form, to report in writing to NFK when a dog during a water trial has shown unacceptable behaviour as described above. An example of an assistant is: competition leader, secretary and figurant.

Doping and other unacceptable conditions

The participating dog must not be unacceptably affected, ie. it must not have been subjected to actions that may affect appearance, performance, reaction or camouflaging an injury or illness. Reference is made to DKK's doping regulations for dogs, which apply to all water trials. It is the responsibility of the person responsible for the dog to be aware of what an ongoing treatment of the dog may imply regarding the dog's right to participate in water trials.

If the competition authority decides that a test for clarification of any doping or other unauthorized treatment must be taken, the person responsible for the dog is liable to ensure the dog is available for testing and for any further investigations which may be submitted hereby. Manipulation of samples for doping analysis is prohibited and will lead to exclusion from the water trial.

Registration of test results

After an ended water trial, NFK sends a list of results to DKK within 14 days, whereupon DKK registers the trial result on the individual dog's prize list. If the trial result is to be registered as a title of the dog's pedigree, the dog's owner submits a separate application for this to DKK with the desired title designation stated.

The trials are listed with the following title designations: SoR (Swim and Rescue Trial), VpS (Water Trial Start Class), VpÅ (Water Trial Open Class), VpE (Water Trial Elite Class) and DKVpCh (Danish Water Trial Champion).

Danish Water Trial Champion – DKVpCh

Acquisition of DKVpCh can be obtained in one of the following ways:

- a) Three certificates for water trials in Denmark with 2 different judges.
- b) Two certificates for water trials in Denmark with 2 different judges and a certificate in exterior assessment at an official exhibition after 15 months of age.

A Newfoundland dog, Landseer or Leonberger owned and registered in a FCI-recognized country can become DKVpCh, if the dog obtains a certificate for water trials in Denmark and has previously obtained a national water trial championship in a FCI member country, provided that the water trial rules in this country are similar or more difficult than the Danish water trial rules.

Application for DKVpCh is made to NFK, which in writing, indicates whether the rules in the national championship of the other country can be judged as equal to the Danish. With this statement, an application to DKK for an championship title can hereafter be applied for.

Maximum number of participants

The organizer, in cooperation with the judge, determines the maximum number of participants for a current water trial. For the competition for DM, the number of participants must not exceed 20. If more than 20 participants are registered, the 20 best qualified dogs are selected. However, last year's Danish champion must have the opportunity to participate.

The prerequisite for DM to be arranged is that at least 3 participants have been registered. If the participant number does not reach this, the organizer has the right to cancel the trial.

Registration and fee

A dog must participate in the name under which it is registered in or outside Denmark. A dog that competes under false registration information will be disqualified.

Registration on an official form must, in connection with the registration fee, be received no later than the day the registration deadline expires. If registration and the paid-in fee have not been received in due time, the organizer has the right to reject the registration.

Registration fees for all tests are decided by the board of NFK.

The organizer decides whether the registration received after deadline can be approved. In water trials where the organizer allows after deadline registration, a new registration cannot be accepted after the draw has taken place.

Refund of registration fee

The registration fee must be refunded if:

- The dog before the trial becomes ill, injured or dies. This must be certified by a veterinarian and must reach the organizer no later than eight days after the trial.
- A dog handler is absent due to his own injury or illness. This must be confirmed by a medical certificate, which must reach the organizer no later than eight days after the trial.
- The trial is cancelled by the organizer.

In case of cancellation on the day of the trial, the fee will not be refunded.

Processing of complaints

The judge's point of view cannot be the subject of a complaint.

Only rulings such as disqualification of dogs, decisions regarding technical errors, etc. can be made subject to complaints.

Only the handler who has participated in a water trial and considers himself to be misjudged can appeal the assessment. The complaint must be in writing and submitted to the competition leader before the trial is completed. The complaint must be enclosed with a fee corresponding to double the registration fee. The competition leader must immediately reject the complaint if these conditions are not met.

The complaint is dealt with on the spot by the judge in consultation with the other officials.

If the protest is approved, the appeal fee will be refunded. In addition, the judge and the competition leader must agree with the handler what consequences the decision must have, for example whether the whole trial or parts of it can be taken again. The handler must have the opportunity to make suggestions as to what consequences the approved protest must have. If the decision involves changing the score, only the judge decides the change.

A rejected protest must be given in writing describing the motivation for rejection.

Within 8 days, the handler may appeal against the protest to NFK's board.

Judges, competition managers and other assistants

Water groups and regions make agreements with judges, SoR judges, competition leaders and other officials for the water groups / regions' water trials on their own. The judge and the competition leader for the DM are selected by NFK's board.

Judges, SoR judges, competition leaders and figurants must have knowledge to the applicable rules and be authorized accordingly. Evaluation of the SoR trial may be performed by a judge or a SoR judge. DM is judged by two judges with an open rating.

Judges who have not judged an official water trial in the past 3 calendar years, are recommended a re-examination or participation in at least one NFK held or approved judicial conference before they come into operation again. Competition leaders and SoR judges who have not participated as an official, at official water trials over the past 3 years are recommended a renewed skill test before they come back into operation.

Other assistants required to complete a water trial are the figurants and the secretary. These are selected by the organizer in agreement with the competition leader. It is the duty of the assistants to act according to the competition leader's instructions and to be well prepared for their duties. Life jackets are mandatory for figurants. The assistants must be ready to provide information about a dog's behaviour to the judge.

Exhibition of the dog

a) The dog must have the same handler in all of the exercises.

b) The dog must not wear a life jacket during the water trial. Harnesses with rings are allowed.

c) At all exercises, unless otherwise stated in the rules, the dog must be presented "free by foot".

The lead must be taken off and handed over to the competition leader.

d) The competing dog handler must not accept help from outsiders.

- e) The dog handler may move freely along the shore during the execution of the exercise. This does not apply in exercises with a group “down” command.
- f) Under no circumstances, may the dog handler enter into the water unless the rules allow him or her to carry out the exercise in full or in part with the dog. Also, the dog handler is not allowed in any way to touch or physically assist the dog in performing the task.
- g) Treats and aids such as a ball, toys etc. are not to be brought / used during the exercise from the dog enters the competition area until it leaves. Violation of this means disqualification.
- h) It is the responsibility of the participating dog handler to read and know the applicable rules.

Commands and hand signs

The dog handler chooses which command words and / or hand signs are used. Command words may be used with or without hand signs. This is not considered a double command. However, hand signs may not be used for longer than an oral command. When a hand sign is held longer than an oral command, it is considered a double command.

A double command is considered to be when "the dog has received a command that it does not respond to and then is given a new command". Whistling and clapping of the hands as well as obvious body movements are also considered commands.

The dog handler has the right to encourage his dog between and during the exercises. This means that the dog handler may use the dog's name and support and guide it verbally and visually. However, the dog handler should take the dog's ability to work independently into consideration when supporting the dog verbally and visually.

The exercise begins when the competition leader states "start", "begin" or equivalent, and is over when the competition leader states, "the exercise is completed", unless otherwise stated.

Starting position

By starting position is meant: "The dog sitting / standing at the handler's left side, and at the designated space on the shore with the front facing the water". "Designated space " is the starting point and is marked with a plate of wood / rubber / plastic. Dog and handler may place themselves within a radius of 1 meter from the designated space during the entire trial. If the starting position is standing, this must be notified to the competition leader and the judge at the start of the trial. If nothing else is stated in the rules, the exercise starts and ends in the starting position.

Handler's duties

The handler is obliged to follow the rules and instructions issued. It is forbidden to punish the dog physically during the water trial. If the handler does not follow these rules or otherwise behaves inappropriately, he or she may be excluded from the trial by the judge. Exclusion of handler and dog must be notified in writing to NFK.

The draw of the starting order

The Competition Leader arranges the draw of the starting order in each class at a given time and in the presence of the participants. The draw must be made by calling one participant at a time to avoid changes in the starting order.

A dog that leaves the trial site because of disobedience

An exercise is not approved if a dog because of disobedience leaves the trial area after the exercise has begun. If the handler can summon the dog and get it under control within a reasonable time, there is nothing to prevent continuing the water trial.

General rating

It is sought that the dog is not disturbed by anything other than what may occur during the actual exercise. Outside disturbances are to be limited as much as possible. Beginning and ending for each exercise is stated under the exercise "Assessment". As a rule, an exercise can be interrupted when the dog has refused to obey command or sign for the third time or when the dog returns to the handler's side without having completed the exercise.

The judge has the right to interrupt an exercise if the dog shows obvious inability to do so.

The judge can decide whether special considerations must be taken into account in the assessment, for example: high tide or during bad weather. This must be informed before the water trial begins. The judge must also consider that small islands, islets and skerries are considered as land for the dog, and that contact with land must be judged from the dog's point of view.

In the evaluation, in addition to performing the exercise, emphasis must be placed on how willing the dog works, and the dog's will to cooperate.

In case of a technical error, the exercise must be repeated. This decision is made by the judge.

If an exercise cannot be completed because of the circumstances, the judge may decide that all dogs receive 8 points in this exercise.

The competition area must be clearly marked and limited. The starting point must be clearly marked. The assessment must, if there are no special reasons not to be, be open.

In general

The competition leader's ambition must be to assess the dogs in an equal way. If an exercise has not been completed as planned, the judge decides whether the exercise may be assessed, or whether it should be considered a technical error, and the exercise must therefore be repeated. A dog handler can never cause a technical error by not following the rules and instructions or the orders given by the competition leader.

Equipment used for water trials is listed in the chapter "Equipment". The organizer provides the equipment for the water trials.

Grading

Assessment is based on the following grade scale:

0 (not approved) - 5 - 5.5 - 6 - 6.5 - 7 - 7, 5 - 8 - 8.5 - 9 - 9.5 - 10

The grades are multiplied by a coefficient specified for each exercise.

General deductions

False start (start too early)	1 point
Double command	½ - 2 point
Uncertain / hesitant execution of the exercise	½ - 2 point

In the Start class and Open class, 5 points are awarded for completed exercise, even if the sum of any deductions is greater than minus 5 points.

The exercise cannot be approved if:

- The dog does not perform the exercise.
- The dog has been sent into the water 3 times without performing the exercise.
- The handler touches or helps the dog physically.

Swimming and Rescue Trial (SoR)

1. Swim 50 meters

Equipment and figurants:

None.

Preparation:

The handler and the dog are on the shore.

Performance:

The dog must swim 50 meters. The distance must be swum either as one length of 50 meters or 25 meters with turn. If the dog handler is in the water, he or she must walk or swim with the dog.

Evaluation:

The exercise starts as soon as the dog begins to swim and is finished when the dog has swum 50 meters. The part is not passed if the handler physically helps the dog or if the dog touches the bottom during the exercise. The handler may encourage the dog during the exercise, but the dog must show that it can swim 50 meters in a row. Under no circumstances may the dog be forced forward but must be able to swim by itself. When the dog is swimming, it must not cling or climb on the handler.

2. Ordinary retrieval

Equipment and figurants:

Dummy or another optional object (toys are allowed) - no figurant.

Preparation:

The handler and dog are on the shore.

Performance:

The handler throws an object 10 meters into the water. The dog must retrieve the object and bring it up on land. The handler may hold the dog while throwing the object.

Evaluation:

The exercise starts when the handler throws the object and is finished when the dog has landed the object. The handler must not enter the water.

3. Rescue the handler

Equipment and figurants:

None.

Preparation:

The handler and dog are on the shore. SoR judge / competition leader holds the dog, while the handler swims at least 15 meters from the shore. The distance must be so far out that the dog will swim 15 meters. The SoR judge / competition leader indicates to the handler when the distance is OK.

Performance:

SoR judge / competition leader sends the dog out to the handler. When the dog reaches the handler, the handler must grab the dog by mane or shoulder and command it to swim towards land. The dog must now tow the handler to the nearest shore.

Evaluation:

The exercise starts when the SoR judge / competition leader releases the dog and is finished when the dog has towed the handler to shore, and the dog touches the bottom. The exercise is not approved if the dog climbs on the handler or if the handler physically helps the dog. The handler must not swim next to the dog. The dog handler may call, support and encourage the dog during the exercise.

United evaluation:

For all exercises in the SoR trial, they are considered approved if finished. Great emphasis is placed on achieving intensity, job satisfaction and cooperation. It doesn't matter if double commands are used. The 3 exercises can either be carried out together or divided up so that the exercises are carried out at different times, however, the swimming exercise must be done first. Once all 3 exercises have been completed and approved, the dog obtains an approved SoR trial.

Start Class

1. Ordinary retrieval

Coefficient 2

Equipment and figurants:

Dummy of wood - no figurants.

Preparation:

The handler and the dog take the starting position at the starting point. The Competition Leader gives the dummy to the dog handler.

Performance:

The competition leader asks if the equipage is ready. When the handler expresses a positive indication, the competition leader starts the exercise. The handler now throws the dummy into the water, at least 10 meters straight out from the shore. When the dummy is in the water, the handler gives the dog the command to retrieve the dummy.

The dog must take the dummy in his mouth and return to the handler with it. The dummy may be delivered freely, which means that the dog must stand / sit in any position within reach from the starting point. After a brief pause, the handler must take the dummy from the dog, hereafter the competition leader states: "The exercise is completed".

Evaluation:

The exercise starts when the handler indicates that the equipage is ready and is finished when the dog has handed in the dummy, or the handler himself has collected it.

Deductions in points - in addition to general deductions – are made by:

Chewing on the dummy	½ - 2 point
The dog drops the dummy and collects it again	½ - 2 point
The dog delivers the dummy on land within the trial area	3 point
The dog drops the dummy on land within reach of the starting point, and the handler picks it up	3 point
The dog drops the dummy on land outside reach from the starting point, and the handler picks it up	5 point

The exercise cannot be approved if:

- The dog drops the dummy into the water without picking it up again.

2. Search retrieving

Coefficient 3

Equipment and figurants:

Dummy of plastic / rubber - one figurant.

Preparation:

The handler and dog are at the starting point facing away from the water. If the dog turns, the handler must block the view of the water. The dummy is placed by a figurant, following the instructions from the competition leader, in the water 15 meters from the shore. When the figurant has returned to shore and has placed himself discreetly in the trial area, the competition leader informs the handler that the equipage may face the water and take the starting position.

Performance:

The competition leader asks if the equipage is ready. When the handler expresses a positive indication the competition leader starts the exercise. Then the handler gives the dog command to retrieve the dummy. The dog must locate the dummy, take it in the mouth and return to the handler with it. The dummy must be delivered freely, which means that the dog must stand / sit in any positions within range from the starting point. After a brief pause, the handler may take the dummy from the dog, hereafter the competition leader states: "The exercise is completed".

Evaluation:

The exercise starts when the handler indicates that the equipage is ready and is finished when the dog has handed in the dummy, or the handler himself has collected it.

Deductions in points - in addition to general deductions – are made by:

Chewing on the dummy	½ - 2 point
The dog drops the dummy and collects it again	½ - 2 point
The dog delivers the dummy on land within the trial area	3 point
The dog drops the dummy on land within reach of the starting point, and the handler picks it up	3 point
The dog drops the dummy on land outside reach from the starting point, and the handler picks it up	5 point

The exercise cannot be approved if:

- The dog drops the dummy into the water without picking it up again.

3. Towing a figurant

Coefficient 4

Equipment and figurants:

None - one figurant.

Preparation:

The handler and the dog take the starting position at the starting point. A figurant stands in front of the equipage in the waterline. At the competition leader's call, the figurant goes into the water and places himself according to instructions, 15 meters out of the water. The figurant places himself in profile in relation to the starting point.

Performance:

The competition leader asks if the equipage is ready. When the handler expresses a positive indication the competition leader starts the exercise. The handler then gives the dog a command to retrieve and tow the figurant. The figurant must move arms and hands in the water to attract the dog's attention. When the dog arrives at the figurant, he or she must grab the dog by its mane or shoulder. The figurant must be passive during towing. When the dog has towed the figurant as far to the shore that the dog reaches the bottom and can walk, the competition leader may state: "The exercise is completed".

Alternative grip: The dog is allowed to grab the figurant's arm / hand. The handler must, before the exercise begins, notify this to the competition leader for the sake of the figurant. If, however, the dog does not grab the figurant on its own, the figurant must try to grab the dog. The dog's grip must be careful.

Evaluation:

The exercise starts when the handler indicates that the equipage is ready and is finished when the dog has towed the figurant so far to the shore that it can reach the bottom and walk. Deductions in points are made according to the instructions for general deductions.

The exercise cannot be approved if:

- The dog climbs on the figurant.

4. Towing a boat

Coefficient 5

Equipment and figurants:

3-meter rope, boat - two figurants.

Preparation:

The handler and the dog take the starting position at the starting position. A boat with an oarsman and a figurant is placed 15 meters out in the water following the competition leader's directions. The boat's bow must face land. The oarsman is responsible for keeping the boat in position until the dog starts towing. The figurant holds the rope over the gunwale of the boat, making sure it is visible to the dog.

Performance:

The competition leader asks if the equipage is ready. When the handler expresses a positive indication the competition leader starts the exercise. The handler then gives the dog a command to retrieve the boat. The figurant must move the rope in the water to call upon the dog's attention. When the dog arrives at the boat, the figurant must present one end of the rope to the dog. The dog must take the rope in his mouth and tow the boat inland. The figurant must hold the other end of the rope in the water surface during towing. The oarsman must ensure that the boat does not cause interference during the exercise and that the towing takes place without any risk to the dog. The dog must tow the boat so close to the shore that it has all paws on land, or the boat reaches the bottom or land. If the latter is the case, the oarsman indicates this by raising an arm. The competition leader then states: "The exercise is completed".

Evaluation:

The exercise starts when the handler indicates that the equipage is ready and is finished when the dog has all four paws on land, or the boat reaches the bottom or land.

Deductions in points - in addition to general deductions – are made by:

The dog drops the rope and picks it up again	½ - 2 point
The dog drops the rope when the dog reaches the bottom, but before it has landed the boat	5 point

The exercise cannot be approved if:

- The dog drops the rope before it can reach the bottom, without picking it up again.

5. Swimming with handler

Coefficient 3

Equipment and figurants:

None.

Preparation:

The handler and the dog take the starting position at the starting point.

Performance:

The competition leader asks if the equipage is ready. When the handler expresses a positive indication the competition leader starts the exercise. The handler then gives the dog a command to follow him into the water. Together, the handler and dog must swim 10 meters straight out from the shore. The route is measured from the first swim stroke taken by the handler. The dog must always swim freely on the left side of the handler. It is permitted for the dog to accompany the handler with a distance of more than 1 meter for a smaller part of the exercise.

The competition leader requests loud and clear when to turn towards land, and hereafter the handler gives a command to his dog to turn around and swim towards the shore. The handler now grabs his dog by the mane or shoulder and lets himself be towed inland. The handler must be passive throughout the towing. When the dog can reach the bottom, the competition leader states: "The exercise is completed".

Alternative grip: The dog is allowed to grab the handler's arm / hand.

Evaluation:

The exercise starts when the handler indicates that the equipage is ready and is finished when the dog has towed the handler as far to the shore that it can reach the bottom.

Deductions in points - in addition to general deductions – are made by:

The dog pressures the handler during the swim	½ - 2 point
---	-------------

The exercise cannot be approved if:

- The dog climbs on the handler.
- The dog under a larger part of the exercise is accompanying the handler at a distance greater than 1 meter.
- The dog swims on the right side of the handler.
- The handler helps by swimming during towing.

6. Overall impression

Coefficient 3

Evaluation:

When assessing overall impressions, first and foremost, consideration is given to the cooperation between the handler and the dog during the exercise as well as between the exercises. The dog's cooperation, job satisfaction and intensity and the handler's efforts to support and encourage the dog must be taken into account. The assessment starts when the equipage enters the trial area and is completed when the last exercise is completed.

Approved 100 - 159 points

Upgraded 160 - 200 points

Max 200 points

Open Class

1. "Down" command in a group

Coefficient 2

Equipment and figurants:

None.

Preparation:

The competition leader places handlers and dogs in the starting position with 5 meters distance facing the water 5 meters from the waterline. The equipages can be placed with a different distance, if the conditions do not allow the above. However, there must be a minimum of 3 meters between the equipages and 3 meters to the waterline. The aim is to find a flat area for the group exercise. The exercise should be performed with at least three dogs.

Performance:

The competition leader asks if the equipages are ready. When the handlers give positive feedback, the competition leader starts the exercise. First, the competition leader asks the handlers to take the lead off the dogs and put it around their neck / over their shoulder. The handlers are then told to give the dogs the "down" command. The handlers now command the dogs to lie down, and on a renewed order from the competition leader, the handlers proceed down to the waterline. When the

handlers leave the dogs, the command "stay" may be used. At the waterline, the handlers turn towards the dogs and stay standing there.

The time is started when the handlers have taken their places at the waterline. The dogs should stay for 2 minutes without moving. After having left the dogs, the handlers may not give any further signals to the dogs. On the competition leader's orders, the handlers return to their dogs and stand on the right side of their dogs. On a renewed order from the competition leader, the handlers now order the dogs into the starting position, hereafter the competition leader states: "The exercise is completed".

If a dog gets up, the handler may choose to go back to his dog before the dog disrupts the other dogs. The "come" command must not be used.

If the exercise due to technical error needs to be repeated, the dogs that have caused the disruptions must not participate. Dogs who have already failed the exercise before and independently of the disturbance must also not participate. For the dogs that can participate, the assessment must only be affected by the performance shown in the repeated exercise.

Evaluation:

The exercise starts when the handlers indicate that the equipages are ready and is finished when the dogs have taken their starting position.

Deductions in points - in addition to general deductions – are made by:

Dog wailing / whining / barking during the exercise	½ - 1 point
The dog sits up when the handler has returned, but before the exercise ends	2 point
The dog moves or crawls less than its own length	1 - 2 point
The handler supports his dog during the exercise	5 point

The exercise cannot be approved if:

- The dog rises before the handler returns.
- The dog crawls more than its own length.

2. Ordinary retrieval

Coefficient 2

Equipment and figurants:

Dummy of wood - no figurants.

Preparation:

The handler and the dog take the starting position at the starting point. The Competition Leader gives the dummy to the dog handler.

Performance:

The competition leader asks if the equipage is ready. When the handler expresses a positive indication, the competition leader starts the exercise. The handler now throws the dummy into the water, at least 10 meters straight out from the shore. When the dummy is in the water, the handler gives the dog the command to retrieve the dummy.

The dog must take the dummy in his mouth and return to the handler with it. The dummy must be delivered in the starting position at the starting point. When the dog is in the starting position, the handler must after a brief pause, command the dog to hand over the dummy, hereafter the competition leader states: "The exercise is completed".

Evaluation:

The exercise starts when the handler indicates that the equipage is ready and is finished when the dog has handed in the dummy while seated in the starting position.

Deductions in points - in addition to general deductions – are made by:

Chewing on the dummy	½ - 2 point
The dog drops the dummy and collects it again	½ - 2 point
The dog delivers the dummy in starting position but is not within the starting point.	5 point

The exercise cannot be approved if:

- The dog drops the dummy into the water without picking it up again.
- The dog drops the dummy on land and the dog handler collects it.
- The handler takes the dummy from the dog, before the dog is seated in the starting position.

3. Rope feed - boat towing

Coefficient 5

Equipment and figurants:

3-meter rope, boat - two figurants.

Preparation:

The handler and the dog take the starting position at the starting point. A boat with an oarsman and a figurant is placed 20 meters out in the water following the competition leader's directions. The boat's bow must face land. The oarsman is responsible for keeping the boat in position until the dog starts towing. The competition leader gives the rope to the handler, who can choose to hold the rope in the hand or place it on the shore in front of the dog.

Performance:

The competition leader asks if the equipage is ready. When the handler expresses a positive indication the competition leader starts the exercise. The dog handler then commands the dog to take the rope and go to the boat. The dog must take the rope on its own account and start swimming with the rope out to the boat with the figurant ready to receive the rope.

When the dog arrives at the boat, the figurant must reach out for the rope. The figurant must keep the rope in the water surface during towing. The oarsman must ensure that the boat does not cause interference during the exercise and that the towing takes place without any risk to the dog. The dog must tow the boat so close to the shore that it has all paws on land, or the boat reaches the bottom or land. If the latter is the case, the oarsman indicates this by raising an arm. Hereafter the competition leader states: "The exercise is completed".

Evaluation:

The exercise starts when the handler indicates that the equipment is ready and is finished when the dog has all the paws on land, or the boat reaches the bottom or land.

Deductions in points - in addition to general deductions – are made by:

The dog drops the rope and picks it up again	½ - 2 point
The handler puts the rope in the mouth of the dog	1 point

The exercise cannot be approved if:

- The dog drops the rope before it is on land without picking it up again.
- The handler forces the rope into the mouth of the dog.

4. Retrieving a submersible dummy**Coefficient 2****Equipment and figurants:**

Submersible dummy - no figurants.

Preparation:

The handler and the dog take the starting position at the starting point. The competition leader gives the submersible dummy to the dog handler, who goes into the water with the dog and places himself according to the competition leader's instructions. The water must reach the dog just below the stomach. The dog is standing at the handler's left side before the exercise begins.

Performance:

The competition leader asks if the equipment is ready. When the handler expresses a positive indication the competition leader starts the exercise. The handler then throws the submersible dummy at least one meter in front of the dog. After a brief pause, the dog must locate, retrieve and deliver the dummy on the handler's command. The dog may use the paw to locate the dummy. Delivery must be done freely in water or on land. When the handler has received the dummy, the competition leader states: "The exercise is completed".

If the handler throws less than 1 meter, a new attempt should be made. This is done at the request of the competition leader. If the dog scrapes the submersible dummy into water lower than 20cm deep, a new attempt must be made. If the dog does not locate and find the submersible dummy, the handler may choose to try again. In total, 3 attempts are given.

Evaluation:

The exercise starts when the handler indicates that the equipment is ready and is finished when the dog has delivered the dummy to the handler.

Deductions in points - in addition to general deductions – made by:

Second throw	2 point
Third throw	4 point
Scratch/scraping the dummy	½ - 2 point
The dog drops the submersible dummy and collects it again	½ - 2 point

The exercise cannot be approved if:

- The handler picks up the dummy from the water / shore.

5. Delivering the lifebuoy

Coefficient 4

Equipment and figurants:

Lifebuoy with a 3-meter rope - a figurant.

Preparation:

The handler and the dog take the starting position at the starting point. A figurant stands in front of the equipage in the water's edge. On the competition leader's instructions, the figurant goes into the water and places himself 20 meters from the shore. The figurant places himself in profile in relation to the starting point. The competition leader gives the lifebuoy with the rope attached to it to the handler. The handler can choose to hold the rope by hand or place it on the shore in front of the dog.

Performance:

The competition leader asks if the equipage is ready. When the handler expresses a positive indication the competition leader starts the exercise, and at the same time the figurant begins to splash to attract the dog's attention. The handler then gives the dog a command to grab the rope and start the rescue with the lifebuoy of the figurant. When the dog reaches the figurant, he / she must take hold of the lifebuoy and passively allow himself to be towed to land. When the dog can reach the bottom, the handler must to go into the water and help the figurant ashore. Hereafter the competition leader states: "The exercise is completed".

Evaluation:

The exercise starts when the handler indicates that the equipage is ready and is finished when the dog, handler and figurant have both come ashore.

Deductions in points - in addition to general deductions – are made by:

The dog drops the rope and picks it up again	½ - 2 point
The handler puts the rope in the mouth of the dog	1 point

The exercise cannot be approved if:

- The handler forces the rope into the mouth of the dog.

6. Swimming with handler

Coefficient 2

Equipment and figurants:

None.

Preparation:

The handler and the dog take the starting position at the starting point.

Performance:

The competition leader asks if the equipage is ready. When the handler expresses a positive indication the competition leader starts the exercise. The dog handler then commands the dog to follow him into the water. Together, the handler and dog must swim 10 meters straight forward from the shore. The route is measured from the first swim stroke taken by the handler. The competition leader then commands the right / left, and the equipage swims in the desired direction for another 5 meters. The dog must always swim freely on the left side of the handler. It is permitted for the dog to accompany the handler with a distance of more than 1 meter for a smaller part of the exercise.

The competition leader states loud and clear when to return to land, and the handler hereafter commands the dog to turn and swim towards land. The handler now grabs his dog by the mane or shoulder and lets himself be towed towards land. The handler must be passive throughout the towing. When the dog can reach the bottom, the competition leader states: "The exercise is completed".

Alternative grip: The dog is allowed to grab the handler's arm / hand.

Evaluation:

The exercise starts when the handler indicates that the equipage is ready and is finished when the dog can reach the bottom.

Deductions in points - in addition to general deductions – are made by:

The dog pressures the handler during the swim	1/2 - 2 points
---	----------------

The exercise cannot be approved if:

- The dog climbs on the handler.
- The dog under a larger part of the exercise is accompanying the handler at a distance greater than 1 meter.
- The dog swims on the right side of the handler.
- The handler helps by swimming during towing.

7. Overall impression

Coefficient 3

Evaluation:

When assessing overall impressions, first and foremost, consideration is given to the cooperation between the handler and the dog during as well as between the exercises. The dog's co-operation, job satisfaction and intensity must be taken into account, and the handler's efforts to support and encourage the dog. The assessment starts when the equipage enters the trial area and is completed when the last exercise is completed.

Approved: 100 - 159 points
 Promotion: 160 - 200 points
 Max: 200 points.

Eliteklasse

1. "Down" command in a group

Coefficient 2

Equipment and figurants:

None.

Preparation:

The competition leader places handlers and dogs in the starting position at 5 meters distance facing the water 5 meters from the waterline. The equipages can be placed with a different distance, if the conditions do not allow the above. However, there must be a minimum of 3 meters between the equipages and 3 meters to the waterline. The aim is to find a flat area for the group exercise. The exercise should be performed with at least three dogs.

Performance:

The competition leader asks if the equipages are ready. When the handlers give positive feedback, the competition leader starts the exercise. First, the competition leader asks the handlers to take the lead off the dogs and put it around their neck / over their shoulder. The handlers are then told to give the dogs the "down" command. The handlers now command the dogs to lie down, and on a renewed order from the competition leader, the handlers proceed down to the waterline. When the handlers leave the dogs, the command "stay" may be used. At the waterline, the handlers turn towards the dogs and stay standing there.

The time is started from when the handlers have taken their places at the waterline. The dogs should stay for 3 minutes without moving. After having left the dogs, the handlers may not give any further signals to the dogs. After 1 minute a distraction is effectuated. A figurant will walk either in front or behind the dogs following the competition leaders' instructions. This distraction is repeated again after 2 minutes. On the competition leader's orders, the handlers return to their dogs and stand on the right side of their dogs. On a renewed order from the competition leader, the handlers now order the dogs into the starting position, hereafter the competition leader states: "The exercise is completed".

If a dog gets up, the handler may choose to go back to his dog before the dog disrupts the other dogs. The "come" command must not be used.

If the exercise due to technical error needs to be repeated, the dogs that have caused the disruptions must not participate. Dogs who have already failed the exercise before and independently of the disturbance must also not participate. For the dogs that can participate, the assessment must only be affected by the performance shown in the repeated exercise.

Evaluation:

The exercise starts when the handlers indicate that the equipages are ready and is finished when the dogs have taken their starting position.

Deductions in points - in addition to general deductions – are made by:

Dog wailing / whining / barking during the exercise	½ - 1 point
The dog sits up when the handler has returned, but before the exercise ends	2 point
The dog moves or crawls less than its own length	1 - 2 point

The exercise cannot be approved if:

- The dog rises before the handler returns.
- The dog crawls more than its own length.
- The dog is influenced by the handler using verbal or visual contact during the exercise.

2. Retrieving a dummy from either boat or bathing jetty

Coefficient 3

Equipment and figurants:

Dummy of wood, non-slip surface, bathing jetty or a boat - one figurant.

Preparation:

The handler and dog are on the shore. The competition leader hands the dummy to the dog handler, who, together with the dog, goes out onto the bathing jetty, where the starting point is indicated by a non-slip mat. The handler stands with his dog in starting position at the starting point. Where there is no bathing jetty, the exercise can be executed by the dog jumping from a boat.

Performance:

The competition leader asks if the equipage is ready. When the handler expresses a positive indication the competition leader starts the exercise. The handler then throws the dummy at least 10 meters out into the water according to instructions from the competition leader. When the dummy is in the water, the handler commands the dog to retrieve the dummy. The dog must take the dummy in his mouth and return to the handler who, while the dog is swimming, has moved to shore. The dummy must be submitted in the starting position. When the dog is in place, the handler must give his dog a command to hand over the dummy after a brief pause. The competition leader now states: "The exercise is completed".

Evaluation:

The exercise starts when the handler indicates that the equipage is ready and is finished when the dog in the starting position at the starting point has handed over the dummy to the handler.

Deductions in points - in addition to general deductions – are made by:

Chewing on the dummy	½ - 2 point
The dog drops the dummy and collects it again	½ - 2 point

The dummy cannot be approved if:

- The dog drops the dummy in the water without picking it up again.
- The dog drops the dummy on land and the dog handler picks it up.
- The dummy is not delivered in the starting position.

3. Jump from boat - Boat towing

Coefficient 4

Equipment and figurants:

3-meter rope, non-slip surface, boat - one figurant.

Preparation:

The oarsman sails the handler and dog 25 meters out into the water according to instructions from the competition leader. The rope is included in the boat.

Performance:

The competition leader asks if the equipage is ready. When the handler expresses a positive indication the competition leader starts the exercise. The handler then gives the dog the command to jump into the water from the boat. The handler must then offer the dog one end of the rope. The dog must take the rope in his mouth and tow the boat to land. The handler may shift position in the boat before the dog starts towing the boat.

The dog has 1 minute to start towing. The time starts after the dog has jumped into the water. The oarsman must ensure that the boat does not cause interference during the exercise and that the towing takes place without any risk to the dog. When the dog has towed the boat as far to the shore that the boat reaches the bottom or land, the oarsman indicates this by raising an arm up. Hereafter the competition leader states: "The exercise is completed".

Evaluation:

The exercise begins when the handler indicates that the equipage is ready and is over when the boat reaches the bottom or land.

Deductions in points - in addition to general deductions – are made by:

The dog drops the rope and picks it up again	½ - 2 point
--	-------------

The exercise cannot be approved if:

- The handler puts the rope in the mouth of the dog.
- The maximum time has exceeded.
- The dog drops the rope when it has reached the shore, but before the boat reaches the bottom or land.

4. Directing a retrieval**Coefficient 3****Equipment and figurants:**

2 similar dummies, boat if requested - two figurants.

Preparation:

The handler and the dog take the starting position at the starting point. Both handler and dog watch, while the 2 similar dummies are placed in the water 15 meters from the shore and with 15 meters apart. The two dummies are placed in the water according to instructions from the competition leader with the help of 2 figurants or from the boat if the conditions are appropriate. Judge and competition leader have beforehand made a draw regarding in which order the dummies are to be retrieved.

Performance:

The competition leader asks if the equipage is ready. When the handler expresses a positive indication the competition leader informs the handler which dummy is to be retrieved first (right or

left) and starts the exercise. The handler then gives the dog the command to retrieve the first dummy. The handler must give the dog directions with a command and / or hand signs. After the dog has retrieved the first dummy, the handler may move about ashore to receive the dummy. The first dummy may be delivered freely on land.

When the dog is sent to retrieve dummy no. 2, the handler and dog are allowed to move freely within the trial area. Dummy # 2 must be delivered in the starting position. When the dog is in place, after a brief pause, the handler gives his dog the command to hand over dummy #2. The competition leader now states: "The exercise is completed".

Evaluation:

The exercise starts when the handler indicates that the equipment is ready and is finished when the dog has handed the second dummy to the handler while seated in the starting position. In the evaluation, emphasis must be placed on how well the dog can be guided.

Deductions in points - in addition to general deductions – are made by:

Chewing on the dummy	½ - 2 point
The dog drops the suit and collects it again	½ - 2 point

The exercise cannot be approved if:

- The dog retrieves the dummies in the wrong order.
- The dog drops the dummy into the water without picking it up again.
- The dog does not deliver dummy number two in the starting position.

5. Retrieving a submersed dummy

Coefficient 3

Equipment and figurants:

Submersible dummy - no figurants.

Preparation:

The handler and the dog take the starting position at the starting point. The competition leader hands the submersible dummy to the dog handler. The competition leader must be aware that the water depth does not exceed 40 cm in the space where the handler is to place the dummy.

Performance:

The competition leader asks if the equipment is ready. When the handler expresses a positive indication the competition leader starts the exercise and shows where in the water the dummy is to be placed. The dog handler places the dummy as instructed. The dog must remain in the starting position while the dummy is being placed. The handler returns to the dog and places himself in the starting position. The handler then gives the command to the dog to retrieve the submerged dummy. A dog that does not stay / stand while the handler is putting the dummy out must take the starting position before it is sent off.

The dog must locate, retrieve and deliver the dummy in its starting position. The dog may use the paw to locate the object. The dog has 1 minute to pick up the dummy. The time starts when the

handler has given the command. The handler remains standing while the dog retrieves the dummy. When the dog has retrieved the dummy, it must resume the starting position, still carrying the dummy. The handler, after a brief pause, give the dog the command to hand over the dummy. The competition leader now state: "The exercise is completed".

Evaluation:

The exercise starts when the handler indicates that the equipage is ready and is finished when the dog has delivered the dummy in its starting position.

Deductions in points - in addition to general deductions – are made by:

The dog moves while the dummy is laid out	2 point
Scratching scraping for the dummy	½ - 2 point
The dog drops the submersible dummy and collects it again	½ - 2 point

The exercise cannot be approved if:

- The dog leaves its place by more than 1 meter.
- The handler returns into the water again after the submersible dummy has been placed.
- The maximum time is exceeded.
- The handler picks up the dummy from the water / shore.
- The dog does not deliver in the starting position.
- The dog scrapes the dummy in to less than 20 cm water.

6. Directing rescue with a lifebuoy

Coefficient 5

Equipment and figurants:

Lifebuoy with a 3-meter rope - two figurants.

Preparation:

The handler and the dog take the starting position at the starting point. 2 figurants stand in front of the equipage at the water's edge. They enter the water, following the directions from the competition leader, placing themselves 15 meters from the shore and with a mutual distance of 15 meters. The figurants place themselves facing each other and in profile in relation to the starting point. Judge and competition leader have beforehand made a draw regarding in which order the rescue of the 2 figurants should find place. The competition leader hands the lifebuoy to the handler. The handler places the lifebuoy and rope on the ground in front of the dog.

Performance:

The competition leader asks if the equipage is ready. When the handler expresses a positive indication the competition leader informs the handler which figurant must be rescued first (right or left) and starts the exercise. At the same time, figurant 1 begins splashing to draw the dog's attention. The handler then gives the dog the command to pick up the rope with the lifebuoy and directs it to the first figurant. The handler may give the dog directions with a command and / or hand signs.

When the dog arrives at figurant 1, the figurant must grab the lifebuoy and let himself be passively towed ashore. When the dog can reach the bottom, the handler must help figurant 1 ashore and at the same time send the dog with the lifebuoy to figurant 2. The dog must also tow figurant #2 ashore. The handler must also help figurant 2 ashore when the dog can reach the bottom. After figurant 2 has come ashore, the competition leader states: "The exercise is completed".

If the dog swims to the wrong figurant first, the figurant must be let himself be towed ashore.

Evaluation:

The exercise starts when the handler announces that the equipage is ready and is finished when figurant 2 has come ashore with the handler and dog. When assessing, emphasis must be placed on how well the dog can be guided.

Deductions in points - in addition to general deductions – made by:

The dog drops the rope and picks it up again	½ - 2 point
The handler chooses to hold the rope in his hand and let the dog take it from there.	3 point
The dog first picks up the wrong figurant.	5 point

The exercise cannot be approved if:

- The dog does not take the rope itself, but the handler puts it in his mouth.

7. Rescuing a figurant together with the handler

Coefficient 2

Equipment and figurants:

None - one figurant.

Preparation:

The handler and the dog take the starting position at the starting point. The handler and dog watch, while the figurant, places himself 20 meters out in the water. Following the competition leaders' instructions. The figurant must be as quiet as possible / "acting lifeless".

Performance:

The competition leader asks if the equipage is ready. When the handler expresses a positive indication the competition leader starts the exercise. The dog handler then commands the dog to follow him/her into the water. Both the handler and dog, side by side, should swim out to the figurant. The dog must stay with the handler while he/she grabs the figurant. The handler then commands the dog to tow both the handler and figurant towards land. When the dog can reach the bottom, the competition leader states: "The exercise is completed".

Evaluation:

The exercise starts when the handler indicates that the equipage is ready and is over when the dog can reach the bottom.

Deductions in points - in addition to general deductions – made by:

The dog starts to swim towards land before the handler has a grip on the dog	½ - 2 point
--	-------------

The exercise cannot be approved if:

- The dog climbs on the handler or the figurant.
- The dog swims on the right side of the handler.
- The dog for a great deal of the exercise swims with a distance more than 1 meter from the handler.
- The handler helps swimming during towing.

8. Overall impression

Coefficient 3

Evaluation:

When assessing overall impressions, first and foremost, consideration is given to the cooperation between the handler and the dog, both during and between the exercises. The dog's co-operation, job satisfaction and intensity must be taken into account, and the handler's efforts to support and encourage the dog. The assessment starts when the equipage enters the trial area and is completed when the last exercise is completed.

Approved: 125 - 199 points


Cert: 200 - 250 points

Max: 250 points

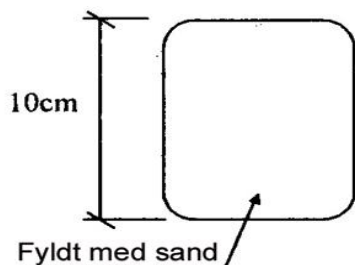
Equipment

Equipment at competitions:

Dummy of wood as shown model - weight 650 - 800g



Submersible dummy of light fabric filled with sand or an equivalent material. Width 10 cm



Other types of dummies:

Oars and dummies for the search retrieval and directed retrieval. The oars must be of plastic, and the dummies must be of neon-coloured plastic or rubber material, 6-8 cm in diameter and 25-30 cm long. Cords or laces attached to the dummies are not allowed.

Other equipment:

- A floatable rope that is approx. 3 m long and approx. 1.4 - 2.0 cm thick, for boat towing.
- A lifebuoy attached to an approx. 3 m long rope of the above dimension.
- Equipment for marking the trial area.

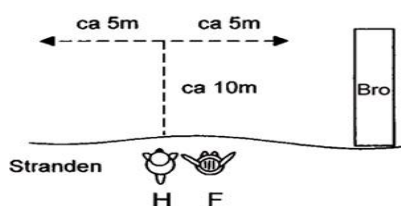
The following must also be found at the competition:

- A boat with oars, where the dog has a good space for jumps. The boat must be fitted with a rubber mat / non-slip mat, so that the dog does not slip during a jump.
- A jetty/bridge that should be fixed or floating / anchored to land. The distance from the edge of the jetty/bridge to the surface of the water should be no more than 40 cm. The surface of the jetty/bridge must be provided with a rubber mat on the spot where the dive will take place. For water trials, where a jetty/bridge is not present, the exercise "Retrieving from jetty/bridge" in Elite class can be substituted with a boat.
- A sheet of wood / rubber / plastic for marking the starting point.
- A rope measuring 30 m to assess the correct distance regarding the placement of the figurants.
- A stopwatch for timing exercises with time limits.

Example of location for objects and assistant

Open class

6. Swimming with the handler



Picture translation:

Stranden = shore

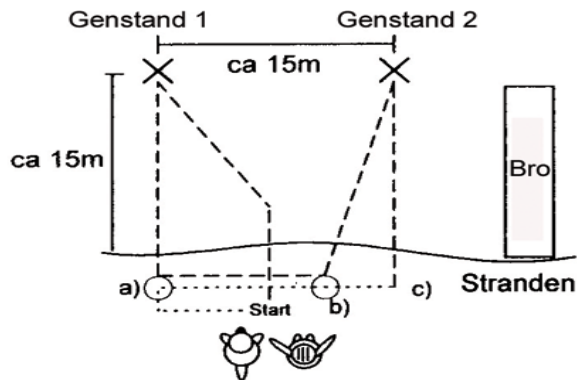
Bro = jetty

H = dog

F = Handler

Elite Class

4. Directed retrieval



Picture translation:

Genstand = object

Stranden = shore

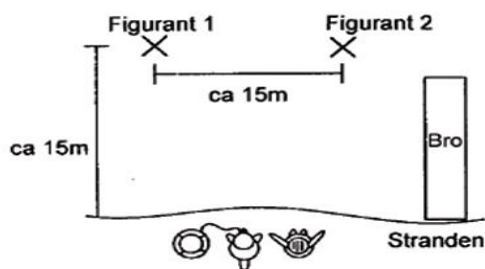
Bro = jetty

H = dog

F = Handler

The dog is sent from "start" and directed to object 1. When the dog takes object 1, the handler may move to another place within the trial area (a) and receive the object. The handler and dog may then move to an appropriate space (b) and from there the dog is sent to retrieve object 2. Object 2 is delivered in the starting position.

6. Directing rescue with a lifebuoy



Picture translation:

Stranden = shore

Bro = jetty

H = dog

F = Handler

